

Top End® Crossfire T6 Ultra Lightweight Active Performance Rigid Wheelchair



Price List and Order Form



IDEA

262.691.4248 M-F 9 to 5 CST

Innovator of Disability Equipment and Adaptations, LLC
Designer, manufacturer and distributor of adaptive sports, recreation and independent living products.

Date: _____

Name: _____

Address: _____

Phone: _____

Email: _____

FRAME TYPE

- CRF Top End Crossfire T6 \$1,499.00 K0005
Crossfire T6 is built of 6061T6 Aluminum. 1 1/8"

SEAT DEPTH

- D14 14" Seat Depth No Charge
 D15 15" Seat Depth No Charge
 D16 16" Seat Depth No Charge
 D17 17" Seat Depth No Charge
 D18 18" Seat Depth No Charge
 CRF106 19" Seat Depth \$75.00
 CRF106 20" Seat Depth \$75.00 E2203

FRONT FRAME MODIFICATIONS

- TFE Tapered Front End No Charge
Tapered front end not available with front seat heights of 16" or 17".
- CRF2 Non Tapered "V" Front End \$150.00
Not available with tapered seat width or tubular footrest.
- CRF1 Tapered Seat Width \$112.00
Tapered seat width tapers rear to front up to a maximum difference of 4". The front seat width measures the same as the outside of the footrest or straight so there is no tapered or V front end. Foot space widths is 2.25" less than front frame width. Not available with Ergo seat or widths of 12" or 13".
- CRFDRF1 -1" No Charge
 CRFDRF2 -2" No Charge
 CRFDRF3 -3" No Charge
 CRFDRF4 -4" No Charge

FRONT SEAT-TO-FLOOR HEIGHT

Tapered front end not available with front seat heights of 16" or 17".

- FSTF16 16" Seat-to-Floor Height No Charge
 FSTF165 16 1/2" Seat-to-Floor Height No Charge
 FSTF17 17" Seat-to-Floor Height No Charge
 FSTF175 17 1/2" Seat-to-Floor Height No Charge
 FSTF18 18" Seat-to-Floor Height No Charge
 FSTF185 18 1/2" Seat-to-Floor Height No Charge
 FSTF19 19" Seat-to-Floor Height No Charge
 FSTF195 19 1/2" Seat-to-Floor Height No Charge
 FSTF20 20" Seat-to-Floor Height No Charge
 FSTF205 20 1/2" Seat-to-Floor Height No Charge
 FSTF21 21" Seat-to-Floor Height No Charge

FORK OPTIONS

- FLOSF One Sided Forks \$112.00
Black anodized color only.

SEAT WIDTH

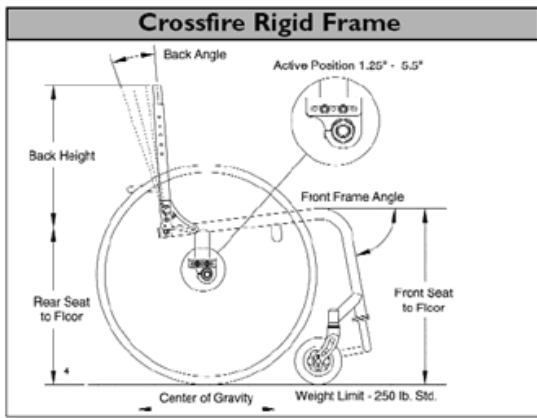
- W12 12" Seat Width No Charge
 W13 13" Seat Width No Charge
 W14 14" Seat Width No Charge
 W15 15" Seat Width No Charge
 W16 16" Seat Width No Charge
 W17 17" Seat Width No Charge
 W18 18" Seat Width No Charge
 CRF105 19" Seat Width \$75.00
 CRF105 20" Seat Width \$75.00 E2201

Knee-to-Heel Range		
Front Seat-to-Floor	Minimum	Maximum
17"	12 1/4"	16 1/4"
18"	13 1/4"	17 1/4"
19"	14 1/4"	18 1/4"
20"	15 1/4"	19 1/4"
21"	16 1/4"	20 1/4"

Comments

Shipping in the continental USA \$50.00 US.
International shipping will be calculated per order.

Top End® Crossfire T6 Ultra Lightweight Active Performance Rigid Wheelchair



FRONT FRAME ANGLE

- FFA70 70° No Charge
- FFA75 75° No Charge
- FFA80 80° No Charge
- FFA85 85° No Charge
- FFA90 90° No Charge

CENTER OF GRAVITY (Choose One)

Extended position not available with tapered seat width. Measured from the front of the back post to the center of the axle.

- CRF111 Active Position 1 1/4" - 5 1/2" No Charge
- CRF113 Extended Position -2 1/4" - 2.0" \$131.00

Overall Width by Camber Angle				
Degree	0°	3°	6°	9°
Seat width plus:	6 3/4"	8"	10"	12 1/4"

Add the amount above to the seat width to obtain the overall width at its widest point.

REAR SEAT-TO-FLOOR HEIGHT

14" is the lowest rear seat height for 22" wheels, 14.5" for 24" wheels with standard tires, 15" for 25" wheels with standard tires or 24" wheels with knobby tires.

- RSTF14 14" Rear Seat-to-Floor Height No Charge
- RSTF145 14.5" Rear Seat-to-Floor Height No Charge
- RSTF15 15" Rear Seat-to-Floor Height No Charge
- RSTF155 15.5" Rear Seat-to-Floor Height No Charge
- RSTF16 16" Rear Seat-to-Floor Height No Charge
- RSTF165 16.5" Rear Seat-to-Floor Height No Charge
- RSTF17 17" Rear Seat-to-Floor Height No Charge
- RSTF175 17.5" Rear Seat-to-Floor Height No Charge
- RSTF18 18" Rear Seat-to-Floor Height No Charge
- RSTF185 18.5" Rear Seat-to-Floor Height No Charge
- RSTF19 19" Rear Seat-to-Floor Height No Charge
- RSTF195 19.5" Rear Seat-to-Floor Height No Charge
- RSTF20 20" Rear Seat-to-Floor Height No Charge
- RSTF205 20.5" Rear Seat-to-Floor Height No Charge
- RSTF21 21" Rear Seat-to-Floor Height No Charge

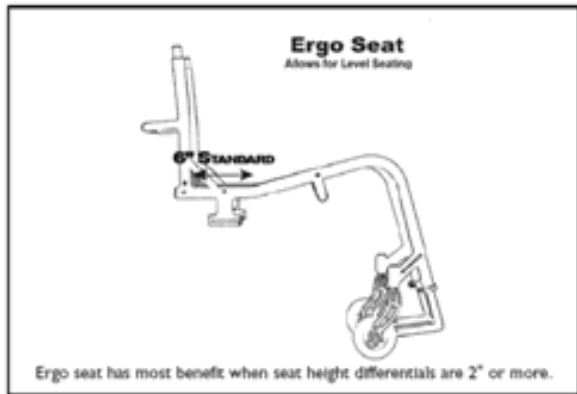
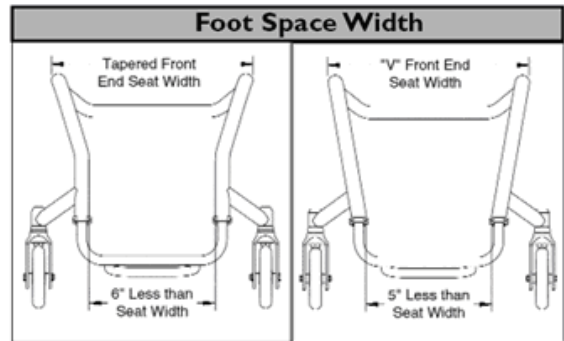
CAMBER SYSTEM

- CRF630 0° Camber Tube with Single Camber Standard
- CRF633 3° Camber Tube with Single Camber No Charge
- CRF636 6° Camber Tube with Single Camber No Charge
- CRF639 9° Camber Tube with Single Camber No Charge
- CRF640 0° Extra Camber Tube \$112.00
- CRF643 3° Extra Camber Tube \$112.00
- CRF646 6° Extra Camber Tube \$112.00
- CRF649 9° Extra Camber Tube \$112.00

ERGO SEAT OPTION

Not available with tapered seat width. 14" is the lowest rear seat height for tires or 24" wheels with knobby tires, 16" for 25" wheels with knobby tires or 26" wheels with standard tires. See drawings on page 3 for more detail. Ergo seat should be a minimum of 2" difference between front and rear seat heights.

- CRF104 Ergo Seat with Tapered Front End \$187.00
- CRF110 Ergo Seat with V Style Front End \$262.00



Foot Space Width
Standard as per diagram above. Exception: seat widths of 12", 13" and 14" will have foot space width of 8".

Comments

Top End® Crossfire T6 Ultra Lightweight Active Performance Rigid Wheelchair

BACK TYPE

Folding or fixed back available. Folding back is manufactured of 1" aluminum tubing and is only available with adjustable height (3/4" tube telescoping in 1" tube).

- LKDWN Lock-Down, Folding Height/Angle Adjustable Back Standard
- CRF1070 Fixed Back with Fixed Angle Welded at 0°, Adj Ht \$150.00
Maximum height on fixed back is 16". Fixed back is manufactured in 1" aluminum and is available in fixed or adjustable height (7/8 telescoping in 1" tube). Welded integral push handles only available with fixed back height.
- CRF1073 Fixed Back with Fixed Angle Welded at 3°, Adj Ht \$150.00
Maximum height on fixed back is 16". Fixed back is manufactured in 1" aluminum and is available in fixed or adjustable height (7/8 telescoping in 1" tube). Welded integral push handles only available with fixed back height.
- CRF1076 Fixed Back with Fixed Angle Welded at 6°, Adj Ht \$150.00
Maximum height on fixed back is 16". Fixed back is manufactured in 1" aluminum and is available in fixed or adjustable height (7/8 telescoping in 1" tube). Welded integral push handles only available with fixed back height.
- CRF1079 Fixed Back with Fixed Angle Welded at 9°, Adj Ht \$150.00
Maximum height on fixed back is 16". Fixed back is manufactured in 1" aluminum and is available in fixed or adjustable height (7/8 telescoping in 1" tube). Welded integral push handles only available with fixed back height.

Backrest Crossbar Opening (3.5" std.) Standard

BACK HEIGHT

Folding or fixed back available. Folding back is manufactured of 1" aluminum tubing and is only available with adjustable height (3/4" tube telescoping in 1" tube). Maximum height on fixed back is 16". Fixed back is manufactured in 1" aluminum and is available in fixed or adjustable height (7/8 telescoping in 1" tube). Welding integral push handles only available with fixed back height.

- BH811 9" – 11" No Charge
- BH1014 10" – 14" No Charge
- BH1216 12" – 16" No Charge
- BH1418 14" – 18" No Charge
- BH1620 16" – 20" No Charge

BACK UPHOSTERY AND ACCESSORIES

- CRFBAT Ballistic Nylon Adj. Tnsn Uph with Straps & Anchors Standard
- MESH Breathable Mesh Adj. Tnsn Uph with Anchors No Charge
- CRF16 Fold Over Back Upholstery \$75.00
Integral push handles and camouflage not available with fold-over back upholstery.
- CRF82 Push Handles adjustable height bolt-on \$150.00
Bolted to the back post and have 10" of adjustment up or down. 16" tall. Adjustable height push handles are not compatible with swingaway arms. The non-adjustable push handles (CRF13) or integral style work.
- CRF13 Push Handles non-adjustable bolt-on \$56.00
- CRF97 Bolt-through Integral Push Handles \$75.00
Integral push handles and camouflage not available with fold-over back upholstery.
- CRF30 Back Pack \$37.00

FRONT WHEEL AND FORKS

- CRFF3 3" Micro No Charge
- 3SOFR 3" Aluminum Soft Roll \$67.00
- CRF654 4" Semi-Pneumatic No Charge
- CRF655 5" Semi-Pneumatic No Charge
Not available with 90 degree front frame angle.
- CRFA654 4" Aluminum Soft Roll \$67.00 E2219
Aluminum casters are 1.4" wide with soft roll tires. For suspension fork option, see page 1
- CRFA655 5" Aluminum Soft Roll \$67.00 E2219
Not available with 90 degree front frame angle. Aluminum casters are 1.4" wide with soft roll tires. For suspension fork option, see page 1
- CRF884 4" Lighted Front Wheels \$52.00

Wheel/Tire Chart (Applies to Standard and Spinergy Wheels)				
Tire Choices	22"	24"	25"	26"
Primo: 1" high pressure grey clincher	X	X	X	X
Kenda: 1" high pressure clincher		X	X	X
Schwalbe Black flat resistant		X	X	X
1 - 3/8" grey treaded	X	X		X
1 - 3/8" with flat free	X	X		
Solid 1" no-flat		X	X	
Knobby: 2" wide grey		X	X	

AXLES

- QR Quick Release Axles Standard
- CRF27 Quad Release Axles \$93.00
- CRF76 Titanium Axles \$112.00

REAR WHEEL OPTIONS (SEE WHEEL/TIRE CHART)

- CRF22SP 22" Spoke No Charge
Titanium pushrims not available with 22" wheels.
- SUN HPS Sun® High Performance Spoke See Below
- CRF24HPS 24" No Charge
- CRF25HPS 25" No Charge
- CRF26HPS 26"
- SUN FN Sun Fusion 16 Spoke Wheel See Below
- FN1624 24" Wheel \$243.00
FN1624 excludes CRF73
- FN1625 25" Wheel \$243.00
FN1625 excludes CRFPN and CRF73
- FN1626 26" Wheel \$243.00
FN1626 excludes CRF73, CRF60, CRF7G, CRF7BK, CRF101R and CRF101Y

SPIN Spinergy Wheels* See Below

- CRF6722 22" Spox Wheels* \$463.00
CRF6722 excludes CRF123, CRF60, CRF7G, CRF7BK, CRF101R and CRF101Y
Titanium pushrims not available with 22" wheels.
- CRF6724 24" Spox Wheels* \$463.00
CRF6724 excludes CRF73, CRF6725
- SPLX24 24" LX Wheels*(12 spoke) \$562.00
SPLX24 excludes CRF73, CRF6725
- CRF6725 25" Spox Wheels* \$463.00
CRF6725 excludes CRFPN and CRF73
- SPLX25 25" LX Wheels*(12 spoke) \$562.00
SPLX25 excludes CRFPN and CRF73
- CRF6726 26" Spox Wheels* \$463.00
CRF6726 excludes CRF73, CRF60, CRF7G, CRF7BK, CRF101R and CRF101Y.
- SPC *Choose Spinergy Spoke Color See Below

- SPCY Yellow
- SPCBK Black (standard)
- SPCW White
- SPCR Red
- SPCBL Blue

Comments

Top End® Crossfire T6 Ultra Lightweight Active Performance Rigid Wheelchair

TIRE OPTIONS (SEE WHEEL/TIRE CHART)

- CRFPR Primo High Pressure Tires: Grey No Charge
- CRFPN Pneumatic – 1 3/8" Treaded: Grey No Charge
- CFR123 Schwalbe 1" flat resistant: Black \$67.00
- CRF73 Pneumatic w/FF – 22 or 24 x 1 3/8" Tires \$93.00 K0064
Not available with Spinergy wheels.
- CRF60 Knobby Tires: Grey \$56.00 K0067
- CRF7G Solid No Flat Tires: Grey \$56.00
- CRF7BK Solid No Flat Tires: Black \$56.00
- CRF101R Kenda® High Pressure Tires: Red \$56.00
- CRF101Y Kenda® High Pressure Tires: Yellow \$56.00

ANODIZING ACCENTS

(STD, FORKS, AND BACK ANGLE BRACKET)

- ANOBLK Bold Black Standard
- ANOSLV Classic Silver No Charge
- ANOBLU Shadow Blue \$37.00
- ANORED Victory Red \$37.00

WHEELS (EXTRA SET FOR OFF ROAD - INCLUDES WHEELS, TIRES, AND ALUMINUM PUSHRIMS)

- CRF91 24" Knobby Tires (540) \$412.00
24" knobby match up with 25" daily use wheels, with Primo tires and 25" knobby match up best with 26". Extra set includes standard wheels, anodized pushrims, and knobby tires.
- CRF92 25" Knobby Tires (559) \$412.00
24" knobby match up with 25" daily use wheels, with Primo tires and 25" knobby match up best with 26". Extra set includes standard wheels, anodized pushrims, and knobby tires.
- CRF93 Extra Set of Axles \$41.00

MOUNTING HANDRIMS

- OUT Standard Mount Handrim Standard
- IN Close Mount Handrim No Charge

HANDRIM OPTIONS

- CRF77 Aluminum Anodized Handrims Standard
- CRF75 Titanium Handrims \$450.00
Not available in 22" wheel size.
- CRF8 Coated Handrims \$75.00 K0059
- NFSDLT Natural Fit® LT Standard Grip Handrims \$243.00
Not available with 22" wheel size.
- NFSPLT Natural Fit® LT Super Grip Handrims \$221.00
Not available with 22" wheel size.
- CRF99 Natural Fit® Standard Grip Handrims \$125.00
Not available with 22" wheel size.
- CRF98 Natural Fit® Super Grip Handrims \$125.00
Not available with 22" wheel size.

FOOTPLATE OPTIONS

- CRFTFR 1 Piece Tubular Footrest No Charge
One piece tubular footrest does not have a cover.
- CRF10 Tubular Footrest with Plastic Footrest Cover \$56.00
- CRF89 Tubular Footrest with Carbon Fiber Footrest Cover .. \$93.00
- CRF1FP Adjustable Angle One Piece Footplate No Charge K0040
Adjustable angle-piece footplate is standard for frames with V style front.
- CRF191 Adjustable Angle Footrest with 2" Risers \$71.00

FOOTREST/LEGREST ACCESSORIES

Frame Protector Set includes 2 front, 1 rear and Chair Armor includes 2 front.

- FRMPRBK Chair Armor Black Neoprene Frame Protectors \$48.00
- FRMPRB Chair Armor Blue Neoprene Frame Protectors \$48.00
- FRMPRR Chair Armor Red Neoprene Frame Protectors \$48.00
- CRF28 Frame Protector Set (2 front, 1 rear) \$45.00
- CRF103 Luggage Carriers \$75.00
- CRF133 Calf Strap Standard

SEAT ACCESSORIES

- CRF29 Seat Pouch \$26.00
- CRF72 Positioning Strap – Hook and Loop \$30.00 K0978
- CRF74 Positioning Strap – Auto Style \$37.00 K0978

CUSHIONS

- CRF14 2" Soft Cushion \$78.00
Cushions are made with 2" soft foam which offer minimum protection. If a therapeutic cushion is needed please order from Invacare Customer Service 1-800-333-6900.

SEAT UPHOLSTERY

- CRFATS Adj. Tension Seat with Straps and Anchor Loop **Standard**
- CRFT112 Screw-on Seat Upholstery \$56.00
Screw-on seat upholstery not available with tapered seat width.

Arm Heights (Measured from Top of Seat Rail to Top of Armrest)		
Swingaway	10.5" - 12.5"	(Adjustable in 1" increments)

ARM TYPE

- CRF78 Swingaway Arms No Charge
Adjustable height push handles are not compatible with swingaway arms. The non-adjustable push handles (CRF13) or integral style will work.

ARM ACCESSORIES

- CRF121 Fold-in Style Black Aluminum Side Guards \$93.00
Fold-in style SG: fold-in style flip back for easier transfers and are adjustable in height. Compatible with both high (push or pull-to-lock) or undermount (scissor) wheel locks. not available with adjustable height push handles if back height is 10"-14" or less.
- CRFSG Fold-in Style Carbon Fiber Side Guards \$243.00
Fold-in style SG: fold-in style flip back for easier transfers and are adjustable in height. Compatible with both high (push or pull-to-lock) or undermount (scissor) wheel locks. not available with adjustable height push handles if back height is 10"-14" or less.
- CRF79 Removable Side Guards/Fender \$131.00
- CRF18 Rigid, Removable Side Guards with hole (quad) \$93.00
- CRF19 Rigid, Removable Side Guards without hole \$93.00
- CRF20E Fixed Aluminum Side Guards Even w/wheels \$131.00
Fixed Back only.
- CRF20I Fixed Aluminum Side Guards 1" above wheels \$131.00
Fixed Back only.
- CRF83E Fixed Carbon Fiber Side Guards Even w/wheels \$187.00
Fixed Back only. Not available with tapered seat width.
- CRF83I Fixed Carbon Fiber Side Guards 1" above wheels \$187.00
Fixed Back only. Not available with tapered seat width.

WHEEL LOCKS

- CRFPUL Pull to Lock Wheel Locks No Charge
- CRFPSH Push to Lock Wheel Locks No Charge
- CRF109 Hideaway Undermount Wheel Locks \$48.00
Not available on 14" depth.
- CRF22 Hill Holders \$112.00 E0974
- CRFOWL Omit Wheel Locks No Charge

Comments

Top End® Crossfire T6 Ultra Lightweight Active Performance Rigid Wheelchair

MISCELLANEOUS ACCESSORIES

- CRF23 Spoke Protectors: Clear\$56.00 (K0065)
- CRF23 Rear Anti Tippers \$75.00 (E0971)
- CRF94 Alignment Gauge \$56.00

FRAME COLOR AND UPHOLSTERY

UPHOLSTERY

- Black Standard
 - UPHI Woodland Camouflage \$75.00
 - UPH2 Digital Desert Camouflage \$75.00
- Camouflage upholstery not available for screw-on seat, mesh or fold over back upholstery. Camouflage upholstery is ballistic nylon adjustable tension with anchors and straps for the back upholstery. If cushion is ordered it will also be camouflage.**

CONTEMPORARY COLORS

- 24P Wet Black No Charge
- 29P White Snow No Charge
- 60P Silver Metallic No Charge
- 146P Stealth Black No Charge

WAY COOL COLORS

- 62P Electric Blue No Charge
- 105P Midnight Blue No Charge
- 127P Grasshopper Green No Charge

TOO HOT COLORS

- 117P Tangerine Red No Charge
- 120P Grape Madness No Charge
- Raspberry Red No Charge
- 132P Safety Yellow No Charge
- 116P Orange No Charge
- 119P Bubblegum Pink No Charge

Width and Depth Weight Chart									
	D12	D13	D14	D15	D16	D17	D18	D19	D20
W12	18.63	18.73	18.83	18.93	19.03	19.13	19.23	19.33	19.43
W13	18.73	18.83	18.93	19.03	19.13	19.23	19.33	19.43	19.53
W14	18.83	18.93	19.03	19.13	19.23	19.33	19.43	19.53	19.63
W15	18.93	19.03	19.13	19.23	19.33	19.43	19.53	19.63	19.73
W16	19.03	19.13	19.23	19.33	19.43	19.53	19.63	19.73	19.83
W17	19.13	19.23	19.33	19.43	19.53	19.63	19.73	19.83	19.93
W18	19.23	19.33	19.43	19.53	19.63	19.73	19.83	19.93	20.03
W19	19.33	19.43	19.53	19.63	19.73	19.83	19.93	20.03	20.13
W20	19.43	19.53	19.63	19.73	19.83	19.93	20.03	20.13	20.23

Standard Chair Includes:

- Tubular footrest without plate
- 4" Semi-pneumatic casters/forks
- 3° Camber
- 24" High performance wheels
- 24" High pressure tires
- Medium height folding back
- Adjustable tension seat sling
- Adjustable tension back upholstery

Comments

NOTE: All specifications and dimensions are approximate.

For the most current pricing information, go to www.invacare.com/homecare.

Invacare Corporation

TOP END

Sports and Recreation Products
4501 63rd Circle North
Pinellas Park FL USA
33781-5914

www.invacare.com

All rights reserved. Trademarks are identified by the symbols TM and [®]. All trademarks are owned by or licensed to Invacare Corporation unless otherwise noted.

Sun[®] is a registered trademark of Sun Components Inc.

SpinerTM is a registered trademark of SpinerTM Corp. Natural Fit is a registered trademark of Three Rivers Holding, LLC. Frog Legs is a registered trademark of Frog Legs, Inc. Schwalbe is a registered trademark of RALF BOHLE GmbH in Reichshof Germany. Kenda is a registered trademark of Kenda Rubber Industrial Co. Ltd.

Specifications and prices are subject to change without notification.

©2011 Invacare Corporation



*Shipping in the continental USA \$50.00 US.
International shipping will be calculated per order.*